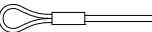




Net will ship with one factory loop  and one unfinished end 
This is done to accommodate a variety of volleyball systems and floor sleeve spacings

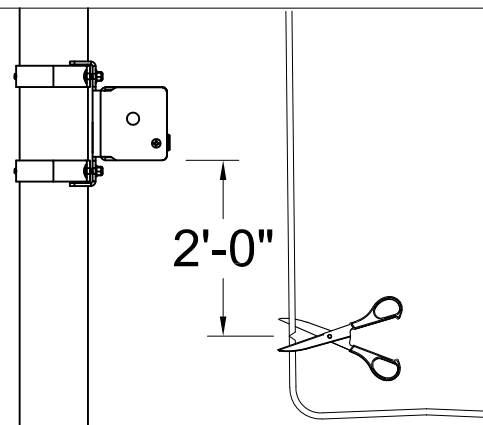
1. Set VB poles to the **men's height** (7'-11 $\frac{5}{8}$ "), attach the factory loop to the tie off pole 

Route the unfinished end towards the winch 

2. Measure out 2'-0" of extra top cable past the winch

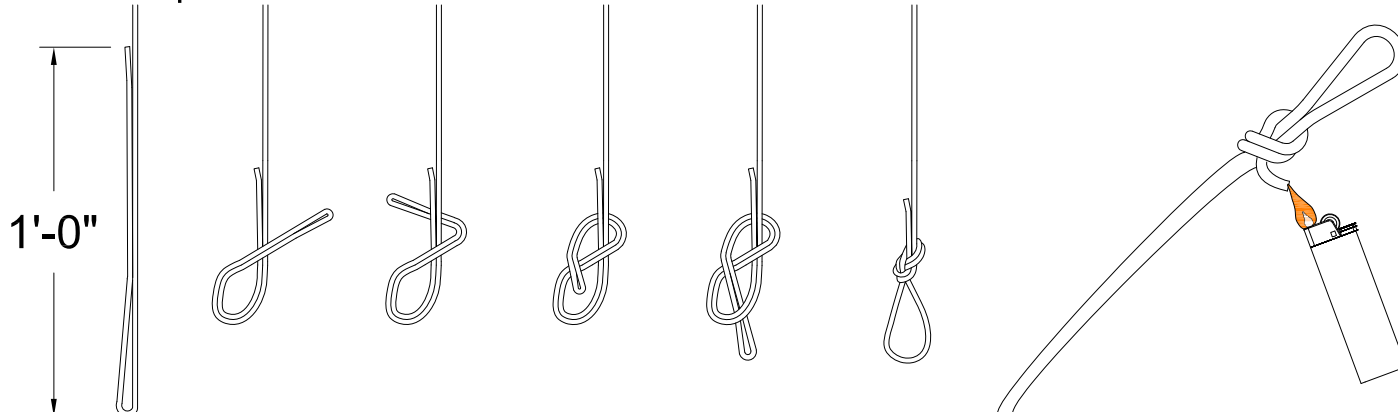
Cut off excess cable with scissors

To prevent fraying, use a lighter to melt the cut end



3. Form a loop as show

Melt the cut end



4. Attach the new loop to the hook inside of the winch

Tighten with handle

Finish net installation by tightening side straps

