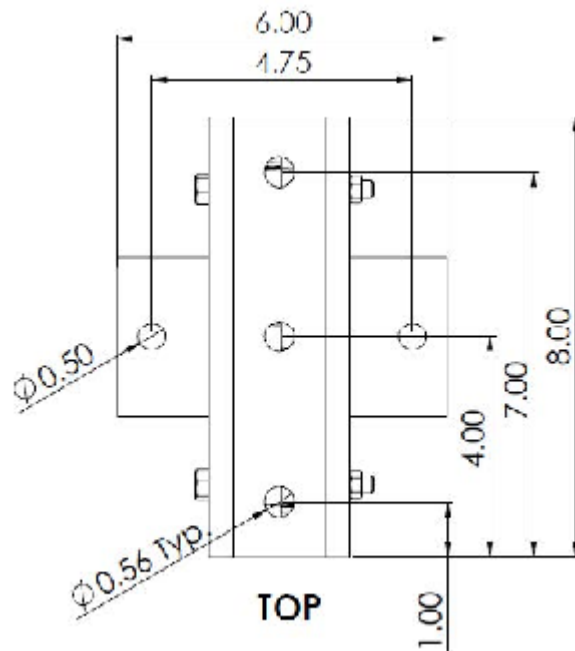
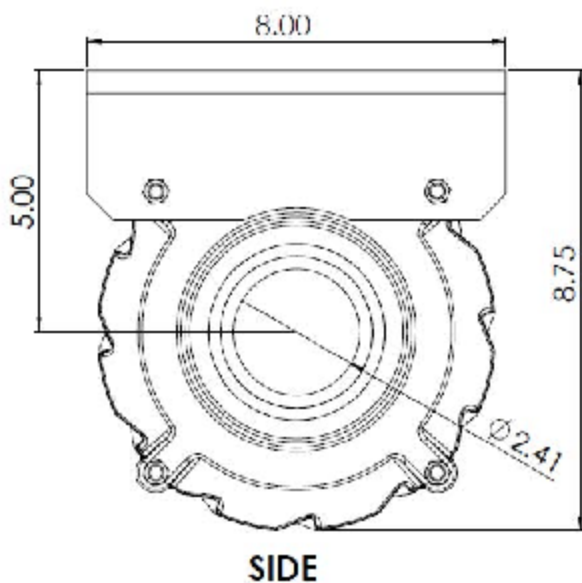
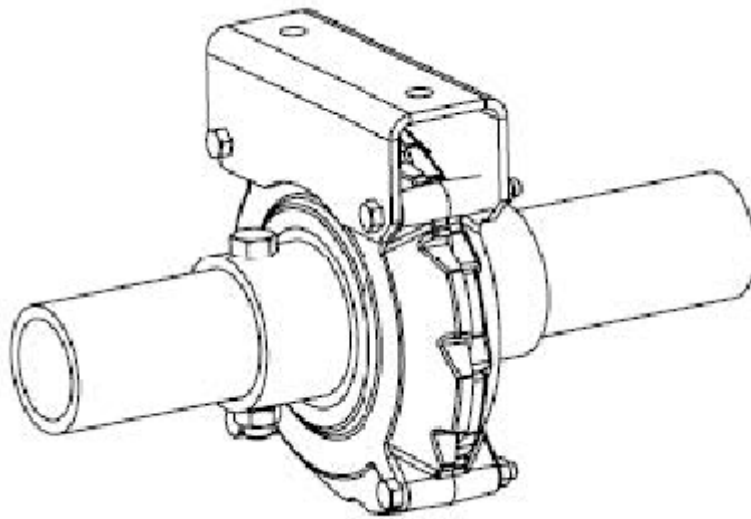


# 10795 - LINE SHAFT SAFETY LOCK

LINE SHAFT SAFETY LOCK FOR DIVIDER CURTAINS  
AND BATTING CAGES



- 10795

## LINE SHAFT SAFETY LOCK

FOR PORTER PRODUCTS WITH 2 3/8" O.D. LINE SHAFT  
No. 670 and 675 DIVIDER CURTAINS and No. 920 BATTING/GOLF CAGE

# 10795 - LINE SHAFT SAFETY LOCK

LINE SHAFT SAFETY LOCK FOR DIVIDER CURTAINS  
AND BATTING CAGES

## SPECIFICATIONS

### PORTER No. 10795 LINE SHAFT SAFETY LOCK

Line shaft safety lock assembly is designed as optional equipment for use on Porter No. 670 and 675 Divider Curtains and No. 920 Batting/Golf Cage, which incorporate a 2-3/8" (60.3mm) O.D. line shaft lift mechanism. Internal centrifugal force type lock mechanism shall monitor down-cycle rotational speed of line shaft and automatically lock equipment in place should any winch or line shaft malfunction occur.

Lock mechanism shall be completely contained in a cast housing. Divider curtain or batting cage line shaft shall pass through lock housing in a 3-1/16" (7.7cm) O.D. heavy-wall tube, which rotates in side housing plates in wear-resistant bushings.

Internal mechanism shall consist of two (2) heavy-duty pivotal-type pawl castings. Pawls are held in normal operating position by means of precision compression springs. Upon sudden or abnormal operating speeds, both pawls automatically swing outward and lock on heavy steel lugs located on inside diameter of lock housing.

**! Unit must be replaced when a malfunction with the equipment causes the unit to activate. !**

Unit shall be furnished with a heavy formed steel housing for mounting to roof framing structure.

Specify for use on Porter No. 670 and 675 Divider Curtains, and No. 920 Batting/Golf Cage.

A divider curtain or batting cage that utilizes a dual-out put winch will require two (2) No. 10795 Line Shaft Safety Locks – one on each side of the winch.