

113130 - 1135 SHOT CLOCK SUPPORT

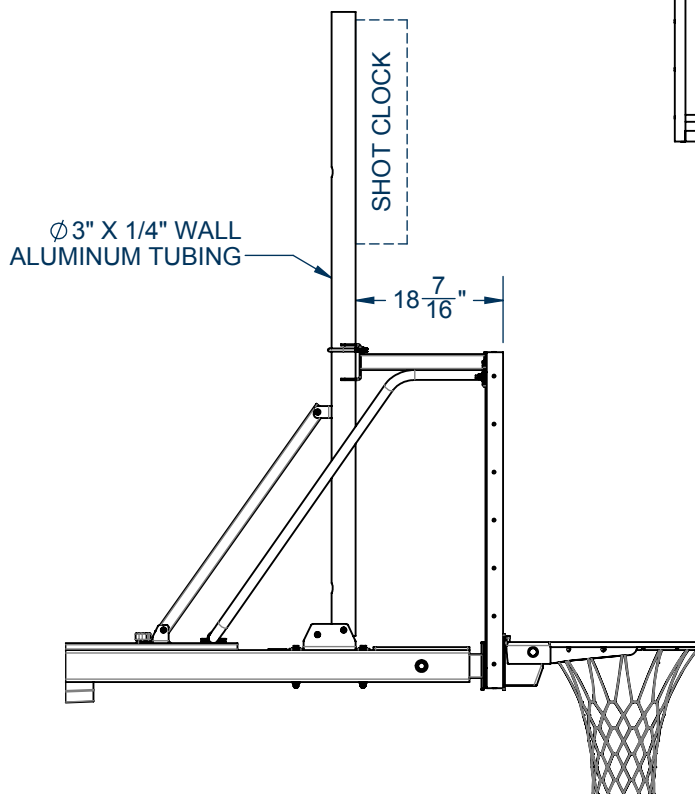
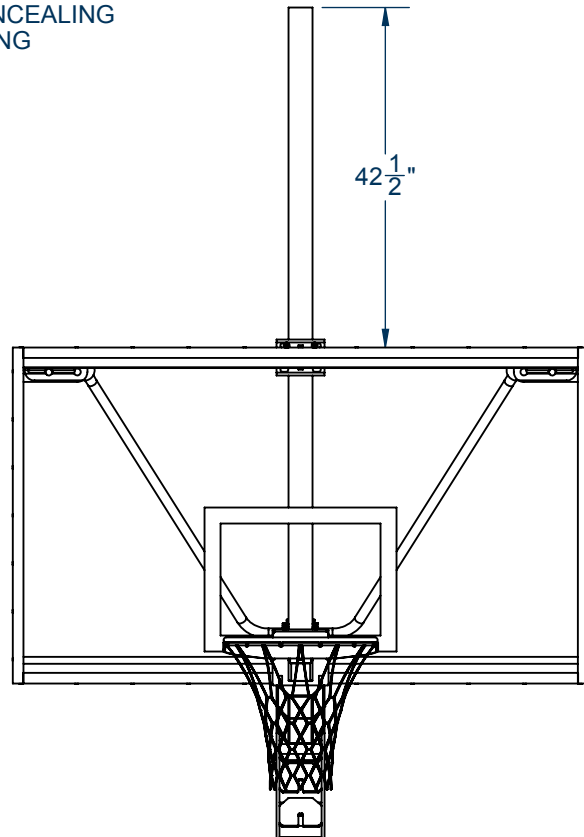
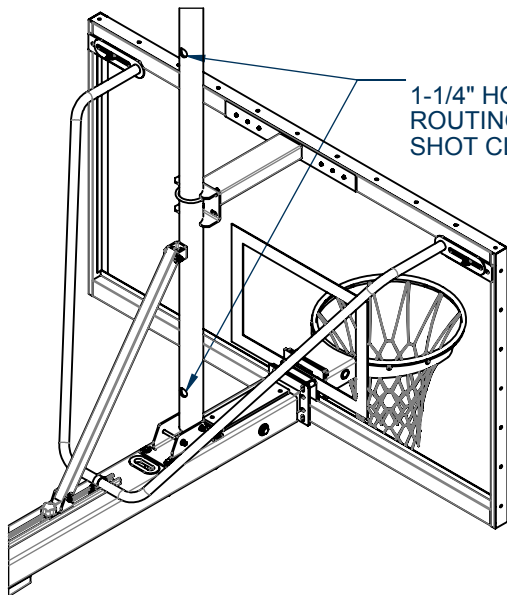
MAST SHOT CLOCK SUPPORT

porter

WWW.PORTERATHLETIC.COM/FACILITY

BASKETBALL SPECIFICATION SHEET

B-113130



_____ - 113130 MAST MOUNT SHOT CLOCK SUPPORT; FLAT BLACK

porter[®]
888-277-7778 PORTER@PORTERATHLETIC.COM
© COPYRIGHT 2017 PORTER ATHLETIC - ALL RIGHTS RESERVED

PROJECT NUMBER _____

PROJECT NAME _____

12/29/2017

113130 - 1135 SHOT CLOCK SUPPORT

MAST SHOT CLOCK SUPPORT

SPECIFICATIONS

PORTER No. 113130 SHOT CLOCK SUPPORT KIT FOR 1135 PORTABLE BASKETBALL BACKSTOPS (EACH)

Shot clock support frame shall be made of unitized 3" diameter, 1/4" thick wall aluminum tubing. The mast upright shall protrude approximately 42" above the top face of the backboard for the mounting of shot clocks. This kit does not come with brackets for affixing the shot clock to the mast upright.

When raised to the upright position, the shot clock support frame shall be locked in position by a 3/8"-16 u-bolt which shall clamp the mast upright against a unitized steel frame affixed to the top of the backboard. This frame shall be mounted using six self tapping screws.

The shot clock support frame shall manually articulate about a steel bracket affixed to the top of the offset arm of the portable backstop. A 1-1/2" square, steel brace tube shall be provided to assist the user in articulating the support frame. The brace tube may be clamped into any position throughout this travel by a 3/8-16 threaded hand knob.

This shot clock support has been designed to meet all competition requirements of the NCAA, NFHS, and international requirements of FIBA. To meet NCAA requirements, the shot clock must not protrude more than 18" from the mast upright toward the front face of the backboard. To meet FIBA requirements, the shot clock must not protrude more than 6-1/2" from the mast upright toward the front face of the backboard.