

With Judge's Stand OHVB Graphics/Lettering Worksheet Page 1/2

porter[®]

601 Mercury Drive • Champaign, IL 61822 USA
ph: 217-367-8438 • fax: 217-367-8440
888-277-7778 • www.porterathletic.com

School Name: _____
Contact for design approval:
phone number: _____
email: _____
shipping address: _____

Dealer Name: _____
Salesman: _____
phone number: _____
email: _____
address: _____

Vinyl Color (check one):

- | | | | |
|--|------------------------------------|------------------------------------|---|
| <input type="checkbox"/> 01 sky blue | <input type="checkbox"/> 05 orange | <input type="checkbox"/> 10 maroon | <input type="checkbox"/> 14 kelly green |
| <input type="checkbox"/> 02 royal blue | <input type="checkbox"/> 06 yellow | <input type="checkbox"/> 11 purple | <input type="checkbox"/> 15 dark green |
| <input type="checkbox"/> 03 red | <input type="checkbox"/> 08 tan | <input type="checkbox"/> 12 black | |
| <input type="checkbox"/> 04 white | <input type="checkbox"/> 09 gray | <input type="checkbox"/> 13 navy | |

Lettering (if applicable)

Color(s): _____
Specific Pantone value(s)
(if known): _____
Letter Height: _____
Letter Style/Font: _____

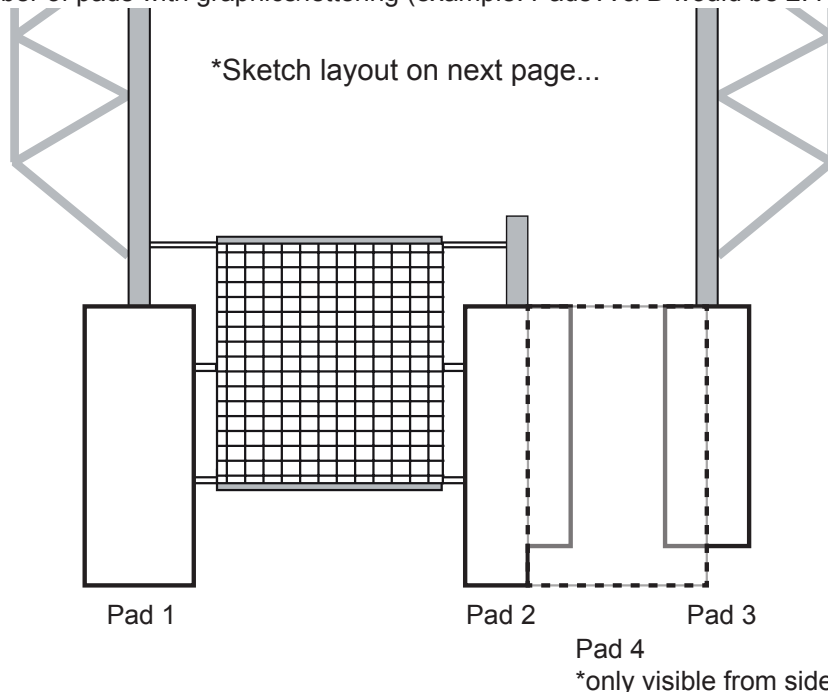
Worksheet and artwork for pads must be included with order. File types must be vector art such as: Adobe Illustrator (.AI) and .EPS. **Image files such as JPEG, TIFF, GIF, PNG and PDF are not acceptable.** For additional information, see Artwork Guidelines. Orders without proper documentation and art files will be put on hold until completed. All applicable products will include PORTER logo and branding in the custom artwork.

Sketch in the boxes below. Sketches should mainly indicate position of logo and letters and proportion of each. No exceptional artistic skill necessary. After submitting this worksheet, Porter may supply up to 3 designs for you to choose from for your graphic pads. Excessive revisions or additional proofs will require an art fee.

By providing a sketch below, the most accurate and desirable designs can be created.
Please sketch on each side of each pad you would like design to appear.

You will need to order a PPVB for each pad with graphics or lettering.

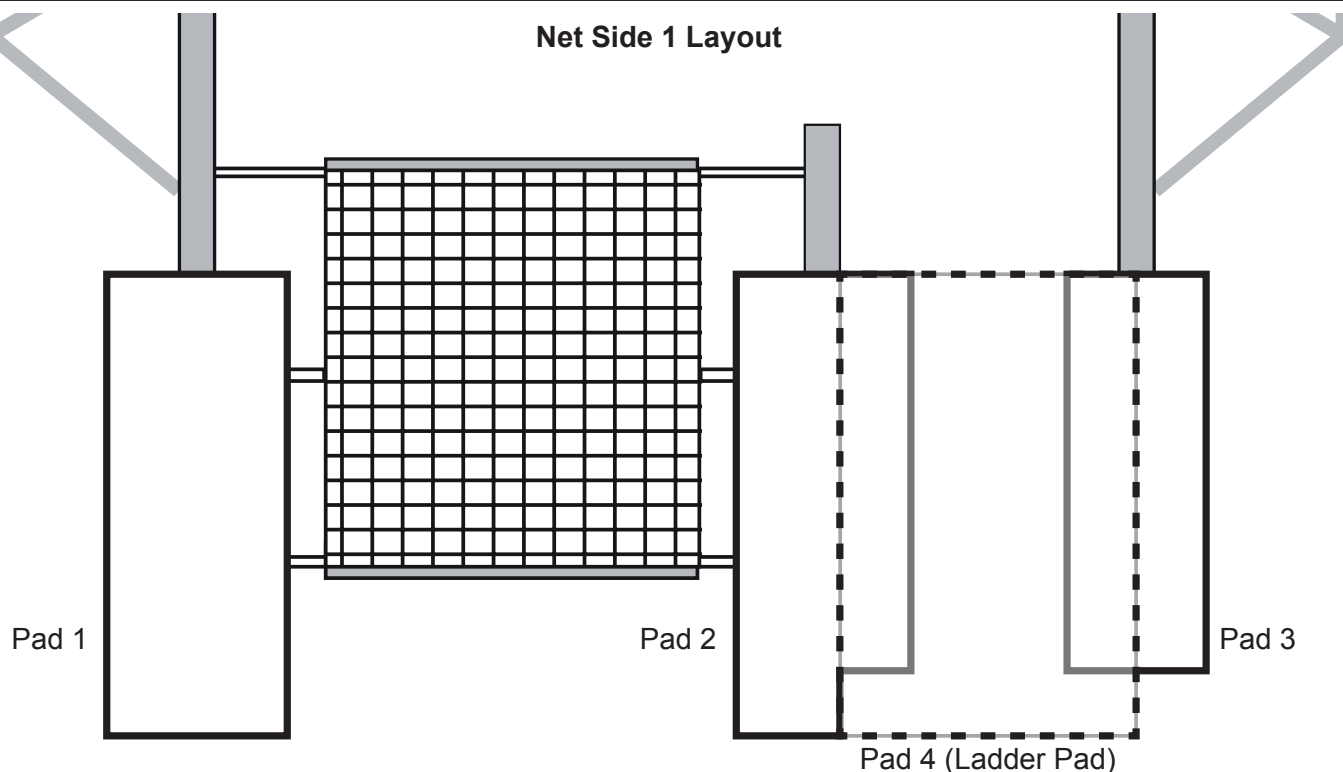
____ x PPVB = total number of pads with graphics/lettering (example: Pads A & B would be 2. Pads A, B, C would be 3.)



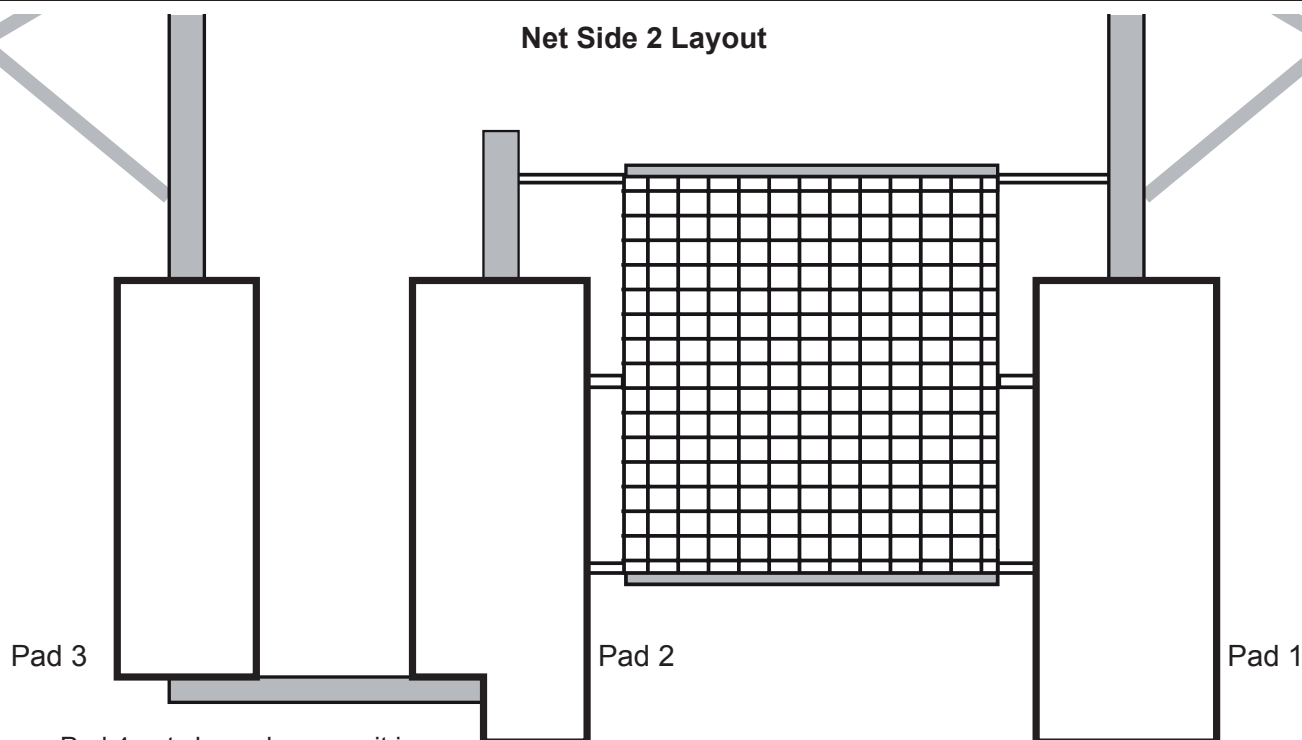
With Judge's Stand OHVB Graphics/Lettering Worksheet Page 2/2

porter[®]

601 Mercury Drive • Champaign, IL 61822 USA
ph: 217-367-8438 • fax: 217-367-8440
888-277-7778 • www.porterathletic.com

Net Side 1 Layout

Pad 4 (Ladder Pad)
*only visible from side 1 of the net and may obstruct view of Pad B & C

Net Side 2 Layout

Pad 4 not shown because it is only visible from side 1 of the net.