



www.upper90goals.com
(800) 523-5177



54515—Aluminum Futsal Goal Customer Instructions






Unwrap and lay out all parts before starting the assembly.

upper90⁷

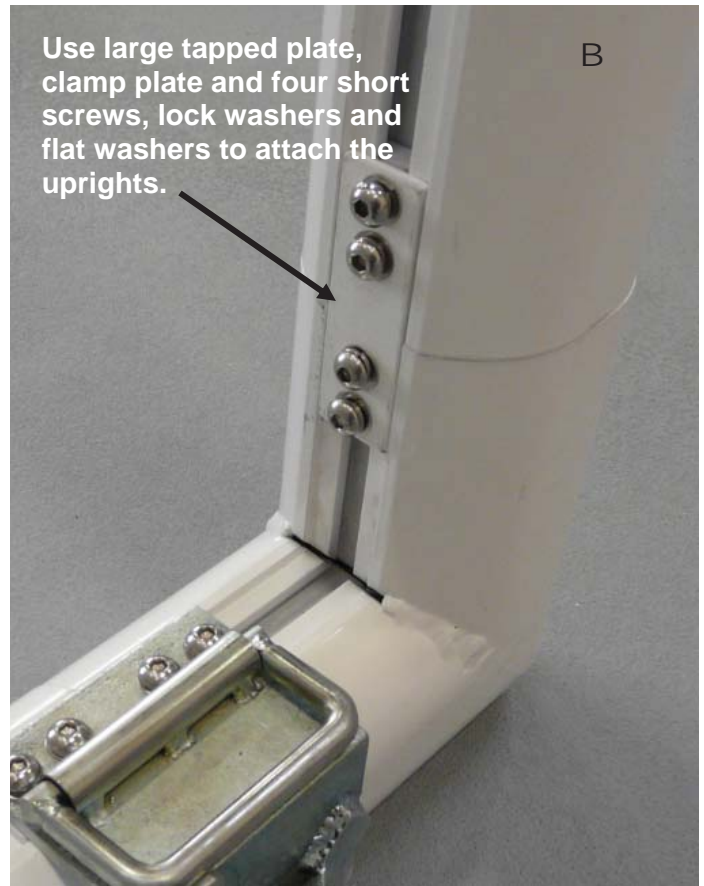

Assemble the left and right base corners



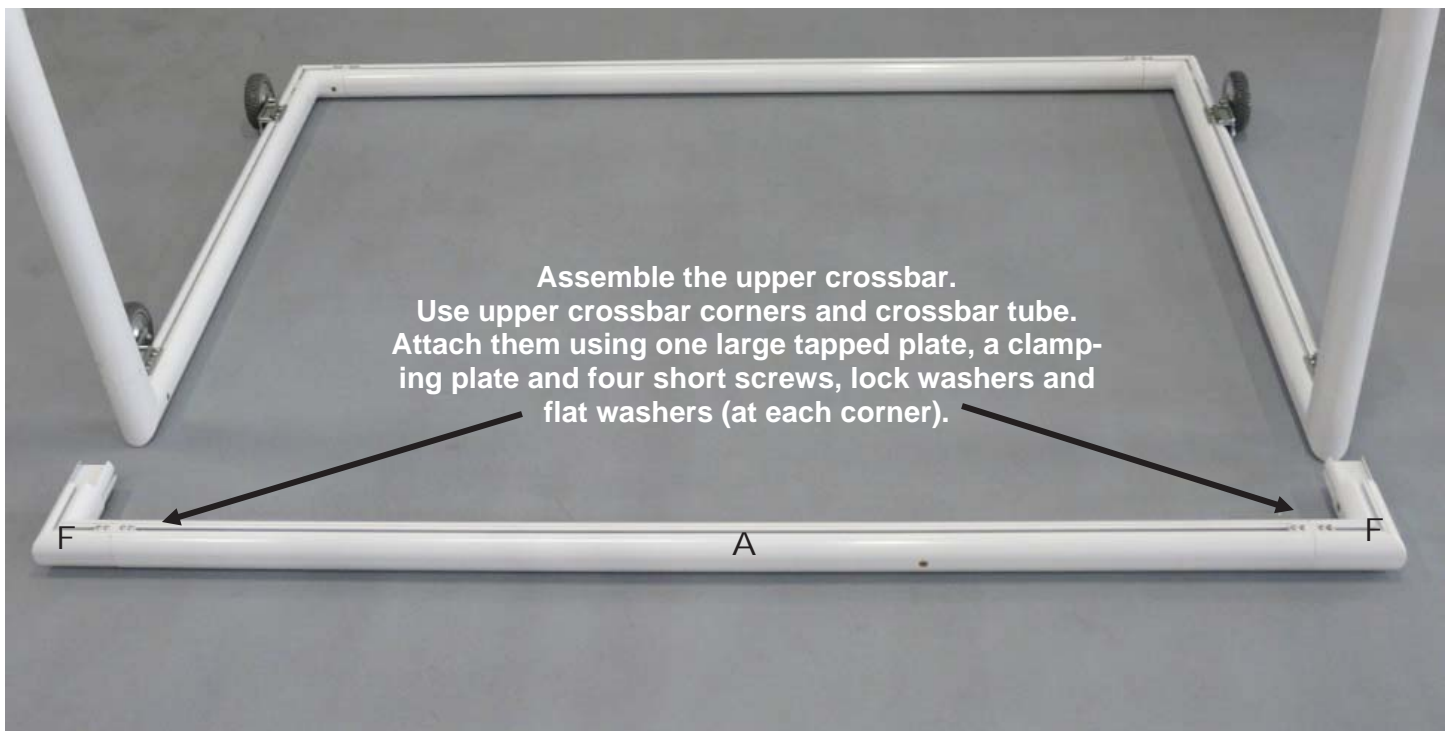


upper90⁷




upper90⁷



upper90¹



upper90⁷



upper90⁷



Slide one of the two small tapped plates up to the crossbar corner. Hold it in place using a narrow object. Use two large screws, lock washers and flat washers to bolt the top portion of the backstay to the corner. Slide the second small tapped plate up and fasten it the same way. Repeat on the other side.



upper90⁷



Attach the net using the plastic net clips as shown.

⚠ WARNING: This product can expose you to Titanium Dioxide, which is known to the State of California to cause cancer. For more information go to www.p65warnings.ca.gov.

E