

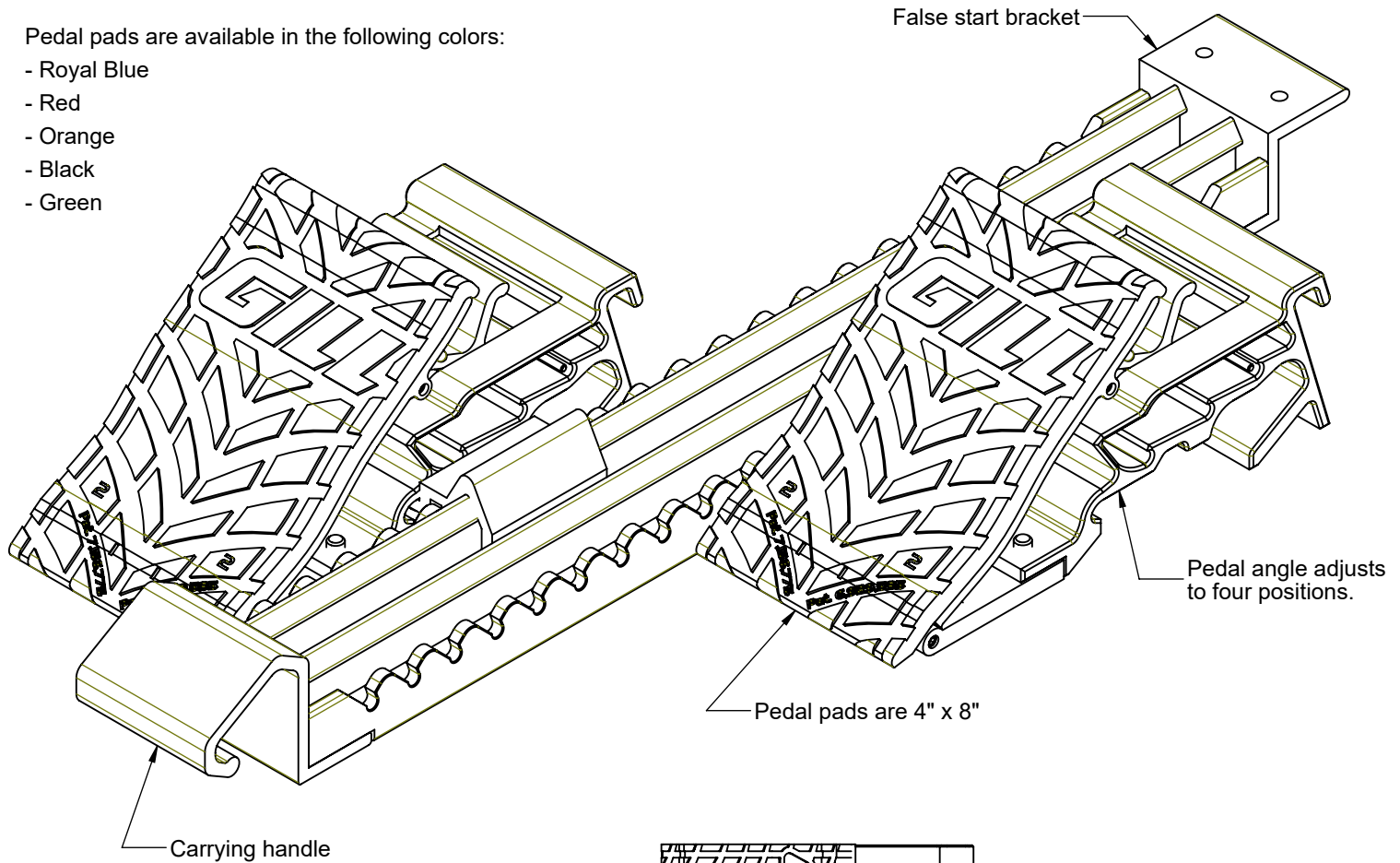


www.gillathletics.com  
800-637-3090

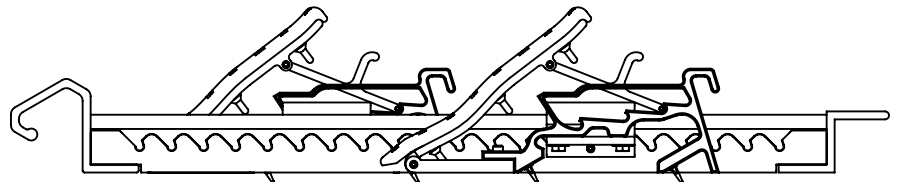
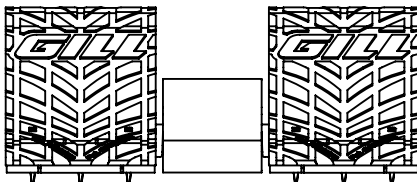
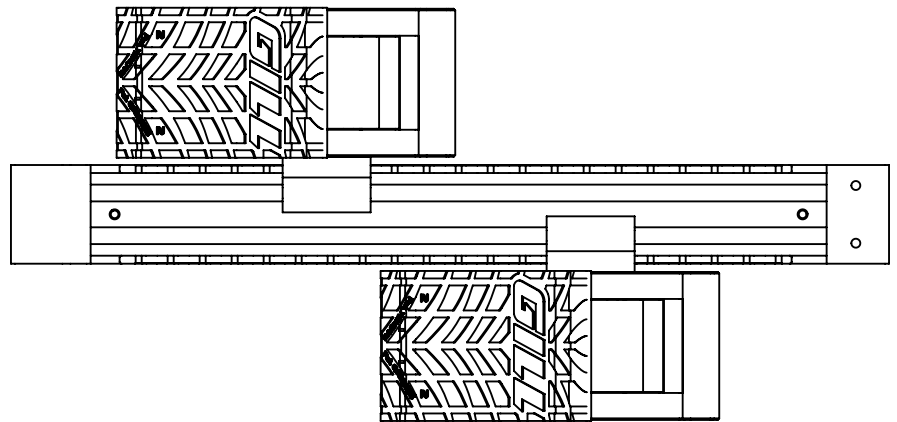
## 730181 - FUSION 4x8 STARTING BLOCK INSTRUCTIONS

Pedal pads are available in the following colors:

- Royal Blue
- Red
- Orange
- Black
- Green



Precise and consistent foot placement is ensured using the integrated pedal markings. Pedals are adjustable to 30°, 40°, 50°, and 60° settings. Angled spikes in the base of the pedals guarantee a start with absolutely no slipping. Built in handle allows for easy carriage.



The FUSION starting block is shipped unassembled.

The following tools are needed:

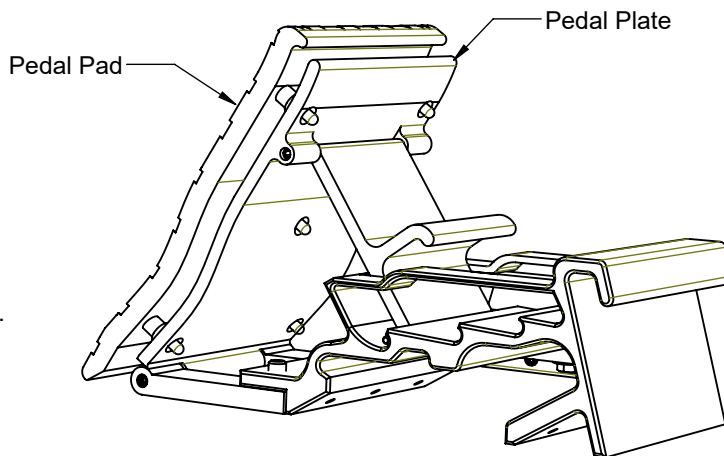
- Needle Nose Pliers
- Spike Wrench
- Allen Key (provided)

### 1. Pedal pads

Set the angle of the pedal to the 60 position.

Insert the tabs on the pedal pad into the holes in the pedal plate.

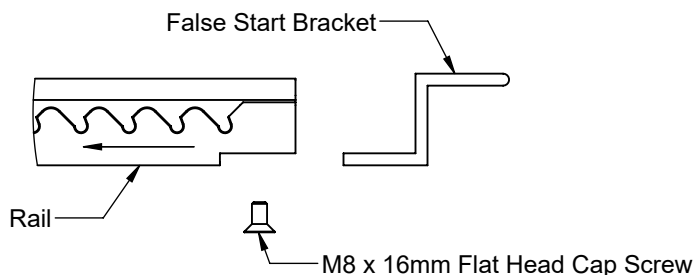
Use one hand to press on the pedal pad. Use the other hand to gently pull the tabs through the holes with needle nose pliers. Gently wiggle the tab to help it through the hole. Be careful not to pull the tab off of the pedal pad.



### 2. False start bracket

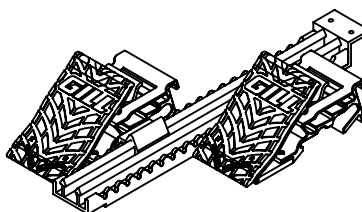
Fasten the false start bracket to the back of the rail with the flat head screw provided.

Make sure that the "teeth" of the rail are pointing away from the false start bracket.



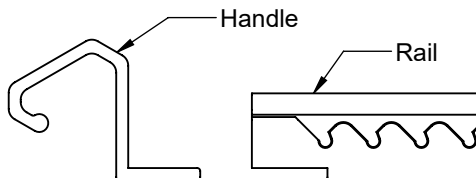
### 3. Pedals

Slide each pedal onto the rail so that the pedal pad is facing towards the open end of the rail.



### 4. Handle

Fasten the handle to the front of the rail with the flat head screw provided.



### 5. Spikes

Flip the starting block over and install the spikes into the bottom of each pedal.






www.gillathletics.com  
800-637-3090

## 730181 - FUSION 4x8 STARTING BLOCK INSTRUCTIONS

### Replacement Parts



7301811C02 - Royal Blue

7301811C03 - Red

7301811C05 - Orange

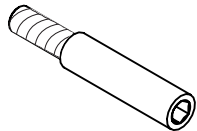
7301811C12 - Black

7301811C15 - Green



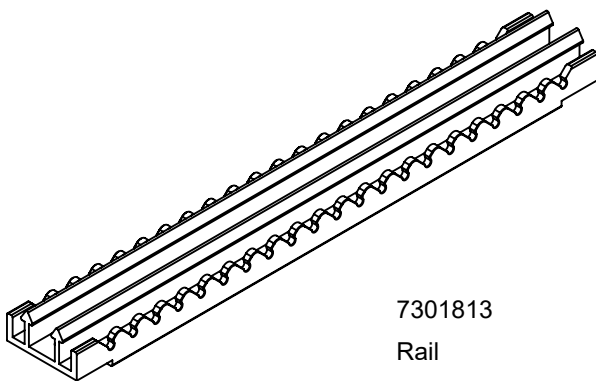
REPL00043

Pedal Set Screws QTY 10



REPL00062

F4 Fusion Block Angle Support  
Top Set Screw QTY 10



7301813

Rail



73016504

Spike Kit

includes 16 spikes

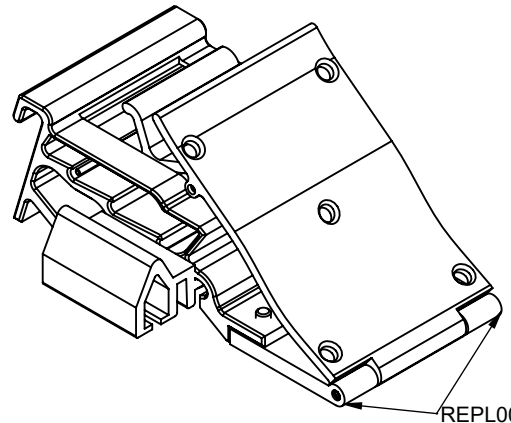
7301812

Includes:

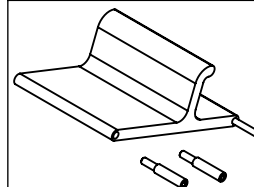
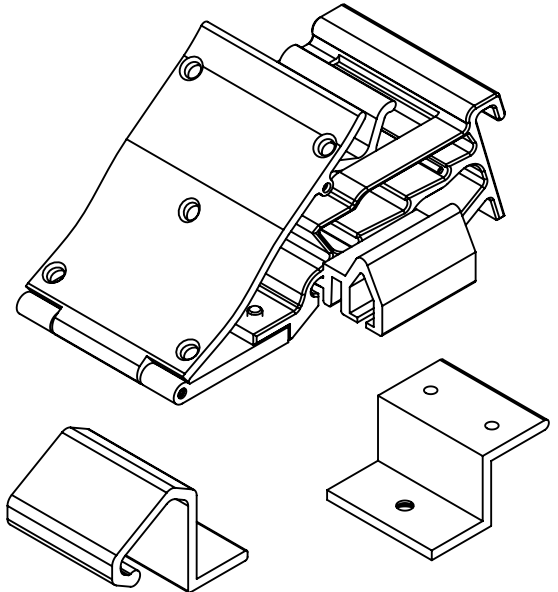
Right & Left Pedal with Pedal to Rail Connectors

Handle & Rear Bracket

Handle & Rear Bracket Screws



REPL00043



REPL00057

F4 Fusion Block Angle Support  
with Pin and Set Screw