



www.gillathletics.com
800-637-3090

GILL HURDLES CLEANING AND STORAGE

General Cleaning and Storage:

Before storing for the off season, the hurdles should be cleaned and stacked properly according to the following instructions.


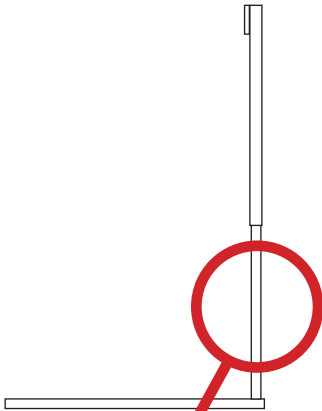
If the hurdles are in an especially dirty environment, they may need to be cleaned periodically during the season to maintain proper working condition.

1. Raise the hurdle to the highest (42") position.
2. Wipe down the uprights with a soft cloth to remove any debris that might have gathered there.
3. Spray the clean uprights with a dry lubricant. Raise and lower the gatetubes 2 times to ensure the lubricant has been spread evenly over the upright.

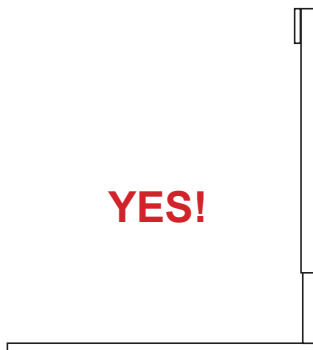
*Only use a dry lubricant such as TDL - The Dry Lube or similar Teflon based dry lubricant which can be found at most hardware stores. **DO NOT USE WD40 or similar products!** Petroleum based lubricants will cause debris to build up on the upright and increase binding.*

4. Secure the gatetubes in the lowest (30") position for storage.

Leaving the gatetubes in the down position will protect the uprights from the environment during the off season. This is especially important in areas with high air pollution and/or strong winds.



NO!



YES!