

00444-000 - OUTDOOR GROUND SLEEVE

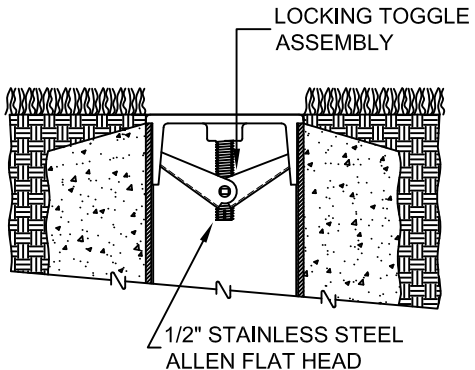
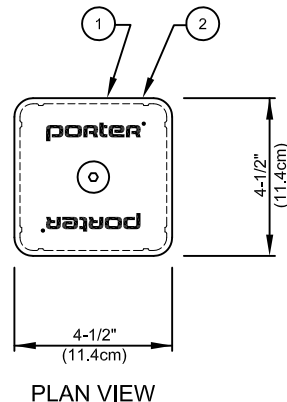
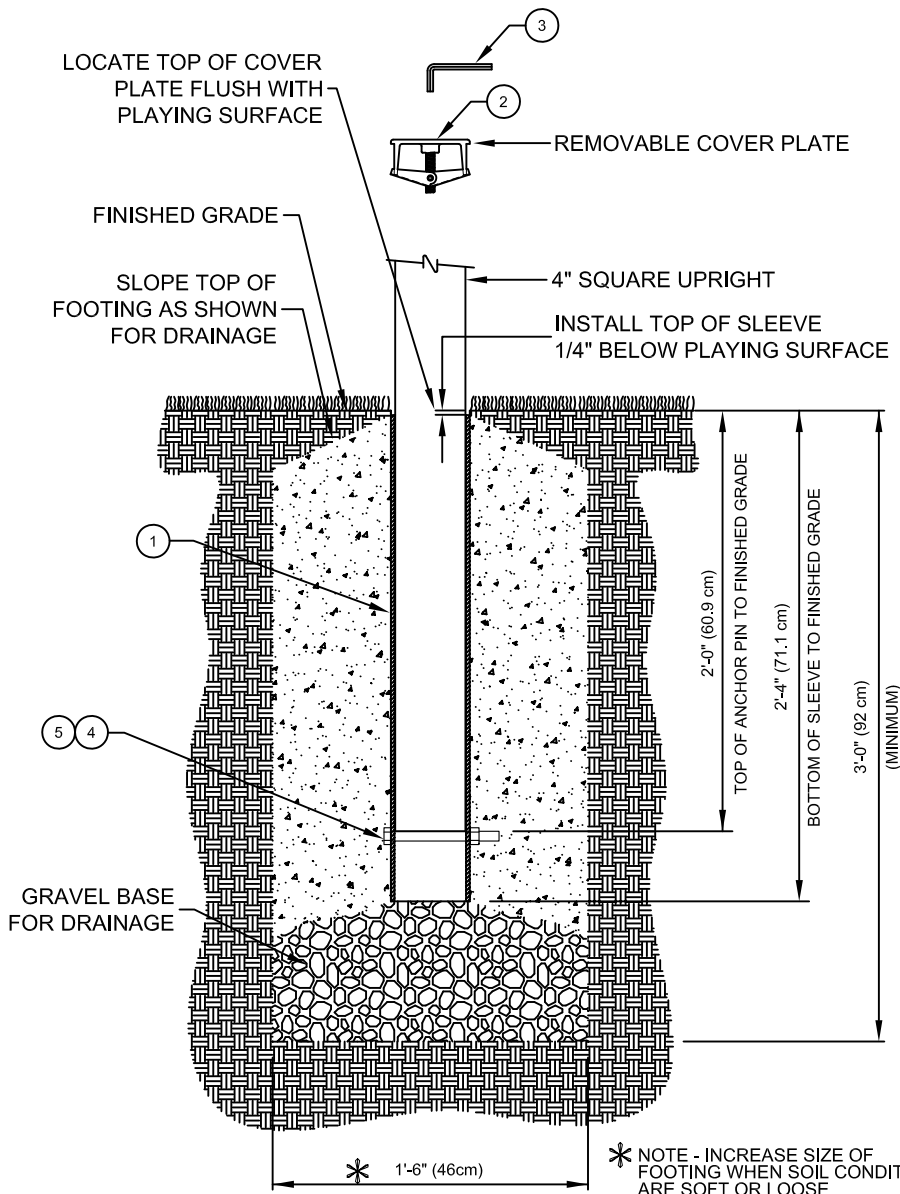
OUTDOOR GROUND SLEEVE FOR 4" SQUARE UPRIGHTS

www.porterathletic.com/facility

porter

GROUND SLEEVE SPECIFICATION SHEET

R-444



SECTION THRU COVER PLATE

REFER TO EQUIPMENT DRAWINGS
FOR SPECIFIC INSTALLATION
LOCATIONS AND INSTRUCTIONS.

CAUTION - CONTACT LOCAL UTILITY COMPANIES
TO LOCATE BURIED ELECTRICAL, GAS, AND WATER
LINES, ETC. BEFORE DIGGING HOLE FOR FOOTING.

PARTS LIST		
No.	QTY.	DESCRIPTION
1	1	SLVE 00105 000 4\" SQ POST SLEEVE EXTRUSION
2	1	COVR 00059 000 4\" SQ. COVER ASSEMBLY
3	1	MISC 00156 516 5/16\" HEX ALLEN WRENCH
4	1	HDWE 01181 0E0 1/2\" HEX BOLT
5	1	HDWE 03003 0E0 1/2\" HEX NUT

porter®

888-277-7778 PORTER@PORTERATHLETIC.COM
© COPYRIGHT 2015 PORTER ATHLETIC - ALL RIGHTS RESERVED

PROJECT NUMBER _____

PROJECT NAME _____

6/10/2015

00444-000 - OUTDOOR GROUND SLEEVE

OUTDOOR GROUND SLEEVE
FOR 4" SQUARE UPRIGHTS

SPECIFICATIONS

PORTER No. 00444-000 4" (10.16cm) SQUARE
OUTDOOR GROUND SLEEVE (EACH)

Ground sleeve shall be designed for use on any outdoor product with a 4" (10.16cm) square support post.

Sleeve shall be of a high-tensile (6063-T5) special aluminum extrusion, which is anodized for maximum corrosion resistance. Sleeve shall be 2'-4" (71.1cm) in total length with a 1/2" (1.27cm) diameter locating/anchor bolt located 2'-0" (60.9cm) below the playing surface. Bottom end of sleeve shall be open to allow drainage into gravel base beneath the concrete footing.

Removable cover plate shall be of a solid zinc-type die-cast material, with a flat-head stainless steel locking bolt, for maximum corrosion resistance. Cover shall incorporate a special expansion-type toggle system to lock cover in place with a 5/16" (7.9mm) allen wrench provided with each unit.

Sleeve shall be installed with top of removable cover plate flush with the playing surface.