

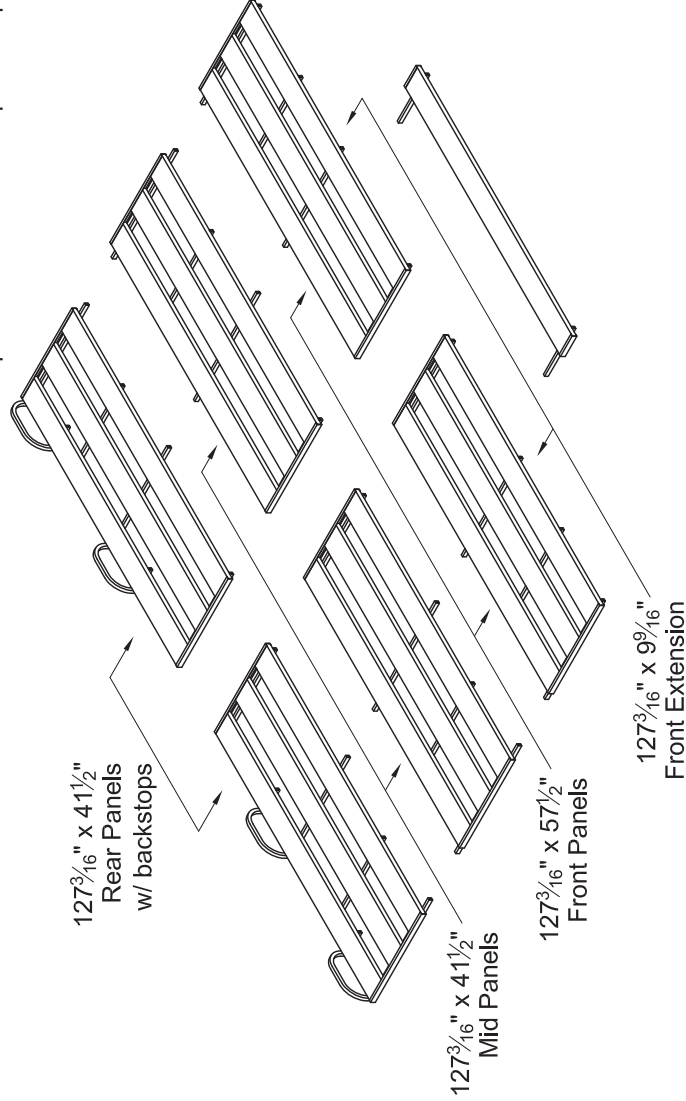


800-637-3090

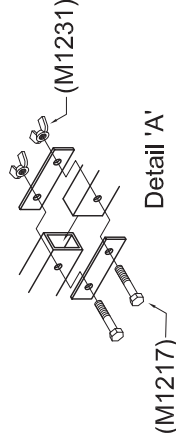
ALUMINUM HIGH JUMP PIT PLATFORM 733649 for use with HJ Pit 649V

ASSEMBLY INSTRUCTIONS

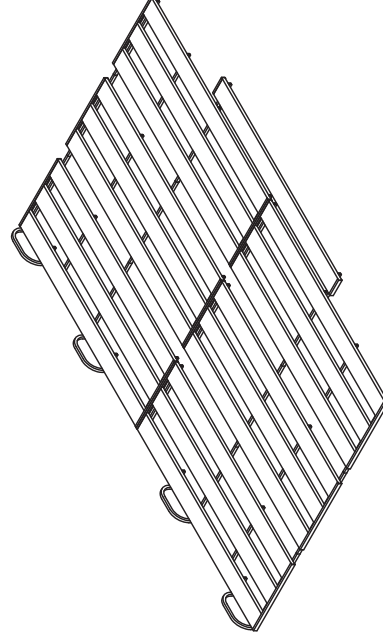
The 733649 aluminum pole vault pit platform consists of 7 platform panels.



Layout the platform panels as shown. Fasten panels together using two $3\frac{1}{2}$ " long connector plates, two $\frac{5}{16}$ "-18 x $1\frac{3}{4}$ " hex bolts, and two $\frac{5}{16}$ "-18 wing nuts.



NOTE: Front extension stringers run underneath front panel planks with their ends even with the back edge of the front plank.



Parts list:

- (2) $127\frac{3}{16}$ " x $41\frac{1}{2}$ " Rear Panels w/ backstops
- (2) $127\frac{3}{16}$ " x $41\frac{1}{2}$ " Mid Panels
- (2) $127\frac{3}{16}$ " x $41\frac{1}{2}$ " Front Panels
- (1) $127\frac{3}{16}$ " x $9\frac{9}{16}$ " Front Ext. Panel

Hardware:

- (16) $\frac{5}{16}$ "-18 x $1\frac{3}{4}$ " Hex Bolt, Plated
- (16) $\frac{5}{16}$ "-18 x Wing Nut, Plated
- (16) Connector Plates

WARNING: Cancer and Reproductive Harm –
For more information go to www.p65warnings.ca.gov

Copyright ©2009 by Gill Athletics. All rights reserved.

GILL ATH
09/30/09
INST733649