

Layout guide of Wireless Starter System for 60M & 100M races

Every setup is going to be site specific.


Proximity of perimeter fences, landing systems, sand pits, etc. might affect setup.

Be aware of other events that might take place at the same time of races.

Speaker stands or cords may interfere with those events and athletes.

Keep in mind, each setup in this guide are suggestions and might need to be adjusted for best results.

Setup using 3 Speakers



Setup using 2 Speakers

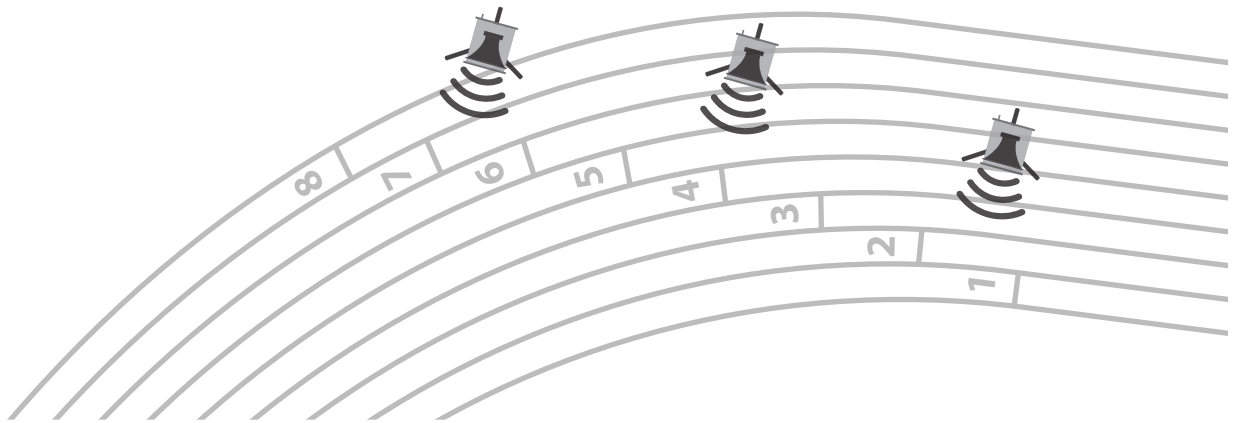


Setup using 1 Speaker

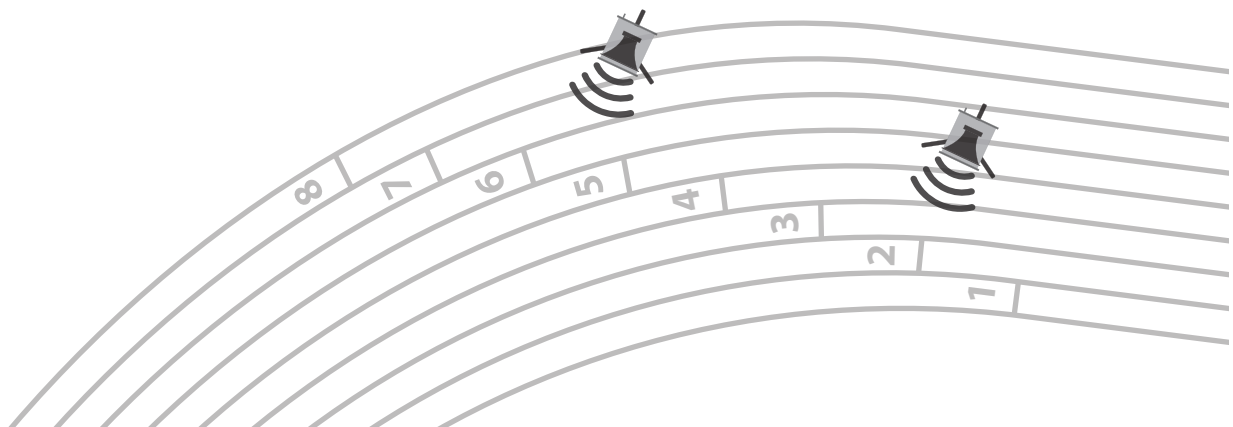


Layout guide of Wireless Starter System for 200M race


Setup using 3 Speakers



Setup using 2 Speakers

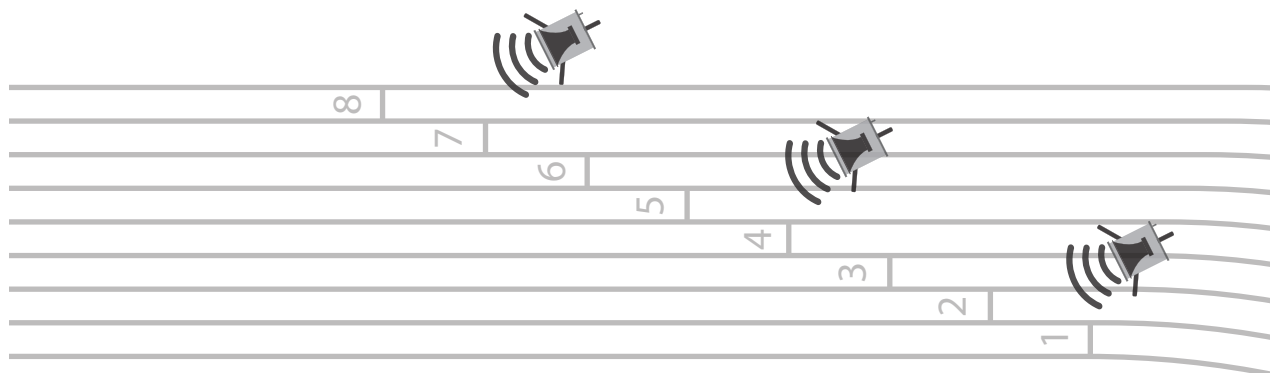


Setup using 1 Speaker




Layout guide of Wireless Starter System for 300M race


Setup using 2 Speakers




Setup using 2 Speakers



Setup using 1 Speaker



Layout guide of Wireless Starter System for 400M race**Setup using 3 Speakers****Setup using 2 Speakers****Setup using 1 Speaker**