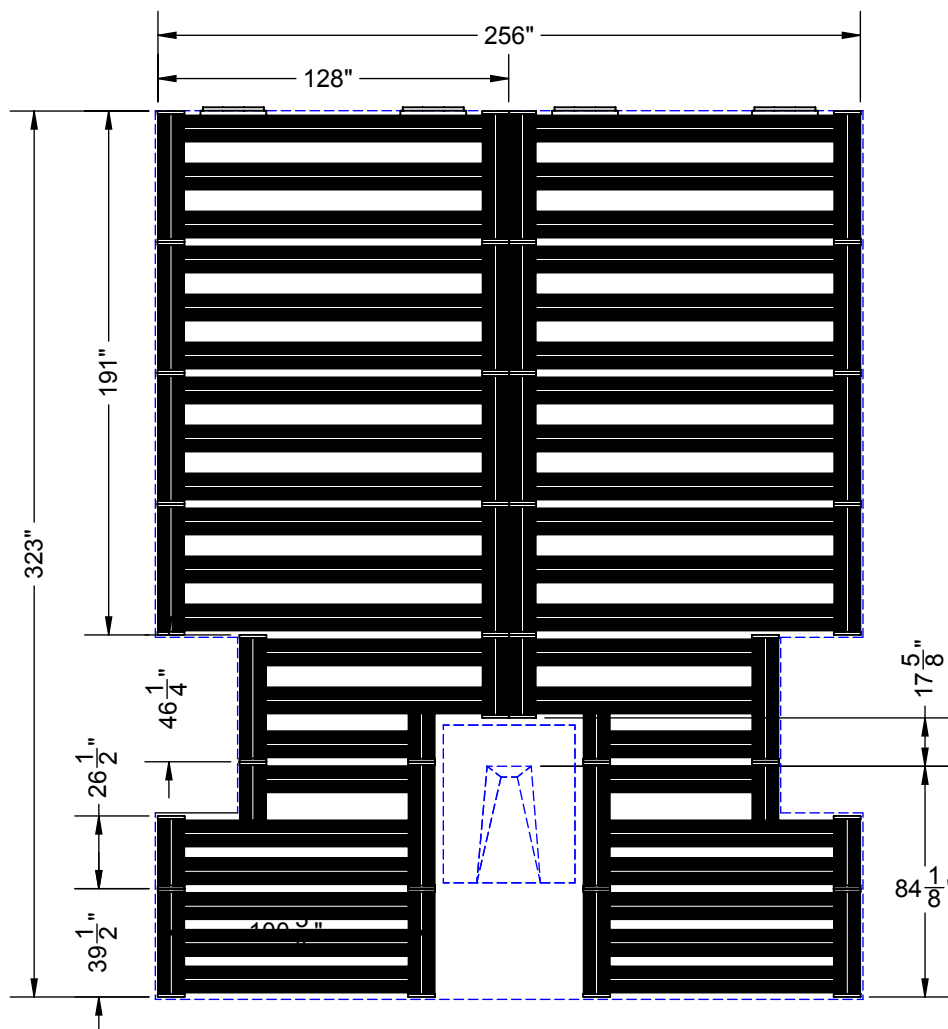
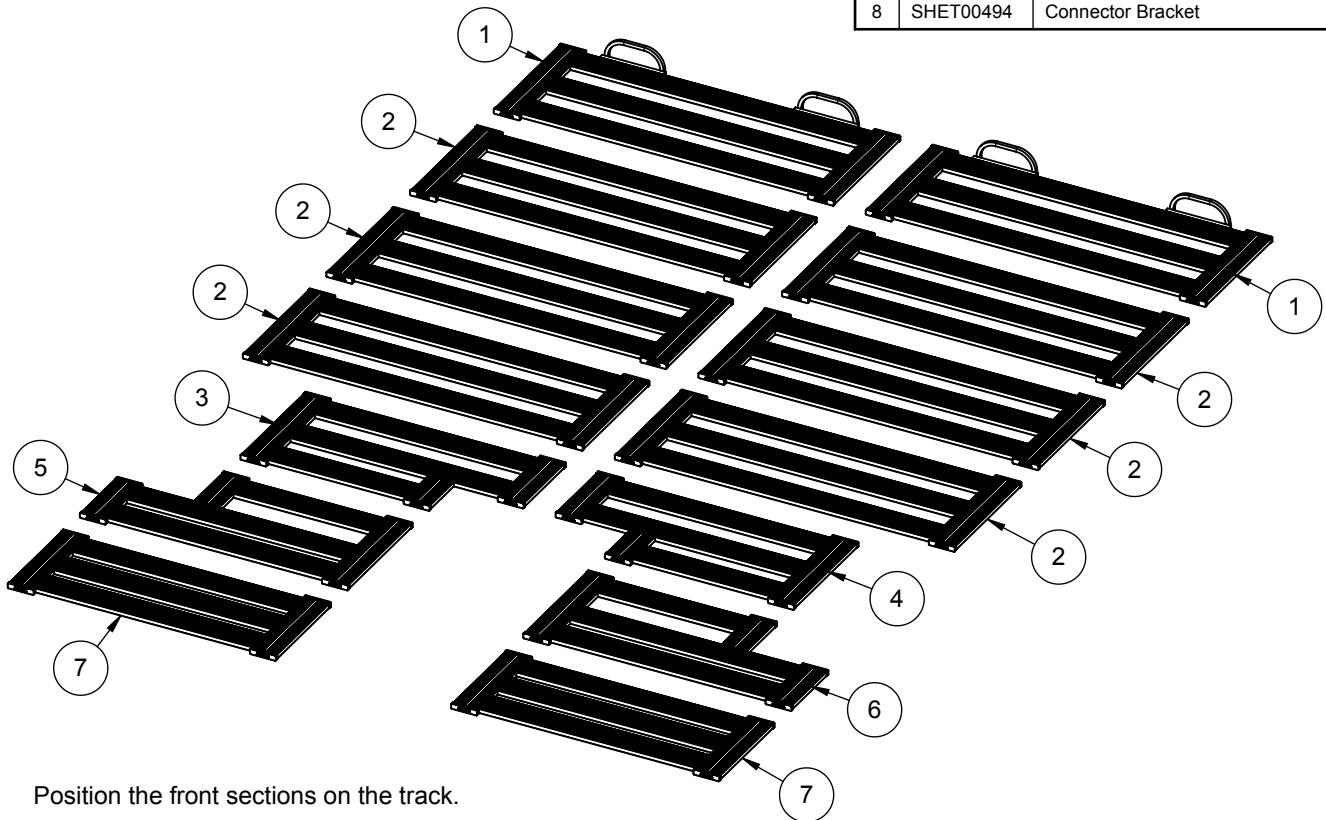


Made of corrosion-resistant aluminum, this platform supports the 665 191" 191" pole vault landing systems above the ground to prevent water damage. The platform consist of individual, easy to carry and convenient to store pallets which are quickly assembled and disassembled.



733665 - PIT PLATFORM CUSTOMER INSTRUCTIONS

	PART #	DESCRIPTION	QTY
1	73366510	733665 Back Section Assembly	2
2	73366520	733665 Middle Section Assembly	6
3	73366330	733663 Front Left Section Assembly	1
4	73366340	733663 Front Right Section Assembly	1
5	73366350	733663 Front Left Extension Assembly	1
6	73366360	733663 Front Right Extension Assembly	1
7	73366370	733663 Front Extension 2 Section Assembly	2
8	SHET00494	Connector Bracket	24



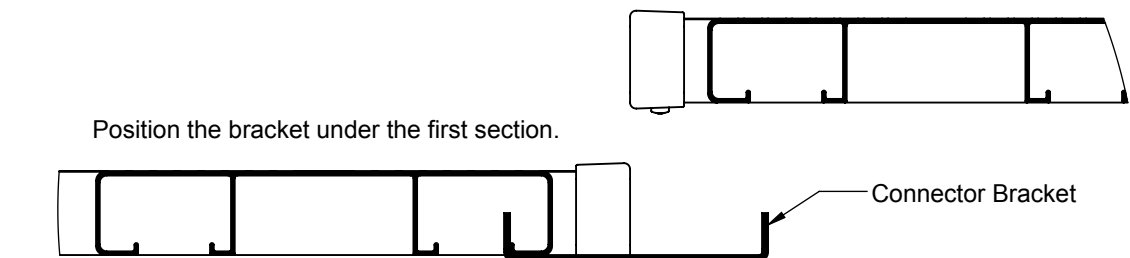
Position the front sections on the track.

Lift up the back and place the Connector Brackets under the planking. Use two brackets per section; one at each end.

Now lay the middle sections down so that they engage the brackets.

Repeat the same procedure to attach the rear sections.

Lower the next section onto the bracket.





www.gillathletics.com
800-637-3090

733665 - PIT PLATFORM CUSTOMER INSTRUCTIONS

