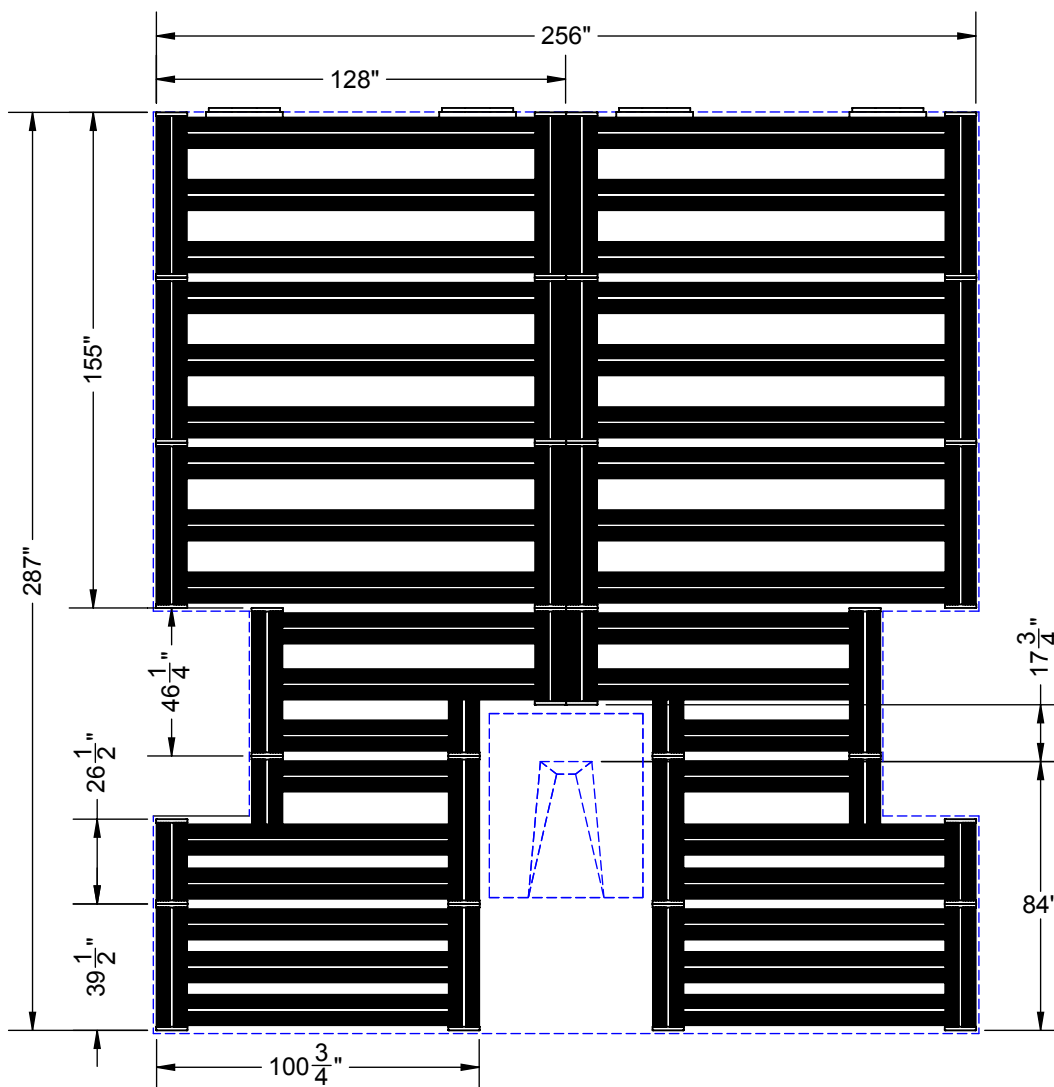


Made of corrosion-resistant aluminum, this platform supports the 663 or 658 pole vault landing systems above the ground to prevent water damage. The platform consists of individual, easy to carry and convenient to store pallets which are quickly assembled and disassembled.

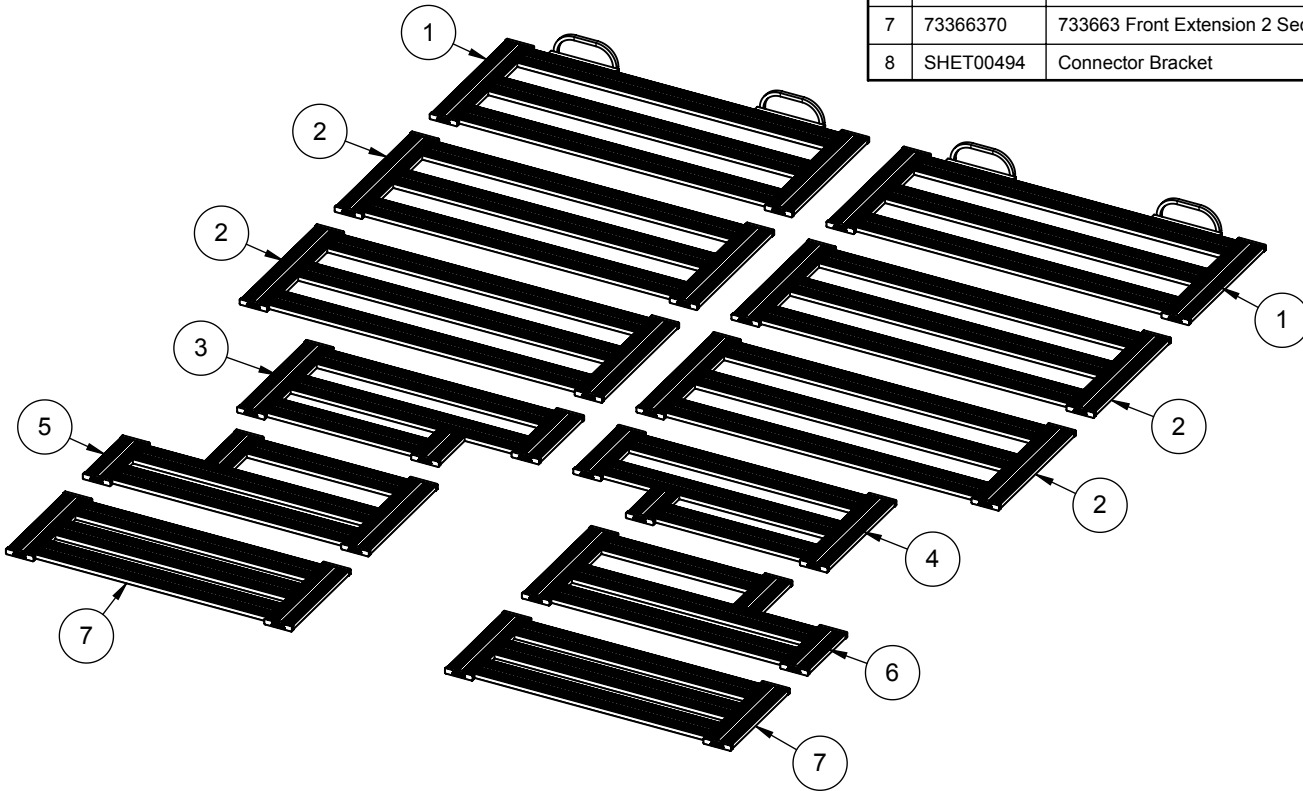




www.gillathletics.com
800-637-3090

733663 - PIT PLATFORM CUSTOMER INSTRUCTIONS

	PART #	DESCRIPTION	QTY
1	73366310	733663 Back Section Assembly	2
2	73366320	733663 Middle Section Assembly	4
3	73366330	733663 Front Left Section Assembly	1
4	73366340	733663 Front Right Section Assembly	1
5	73366350	733663 Front Left Extension Assembly	1
6	73366360	733663 Front Right Extension Assembly	1
7	73366370	733663 Front Extension 2 Section Assembly	2
8	SHET00494	Connector Bracket	20



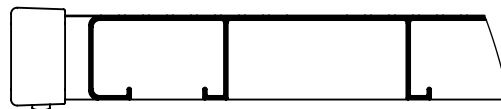
Position the front sections on the track.

Lift up the back and place the Connector Brackets under the planking. Use two brackets per section; one at each end.

Now lay the middle sections down so that they engage the brackets.

Repeat the same procedure to attach the rear sections.

Lower the next section onto the bracket.



Position the bracket under the first section.





www.gillathletics.com
800-637-3090

733663 - PIT PLATFORM CUSTOMER INSTRUCTIONS

