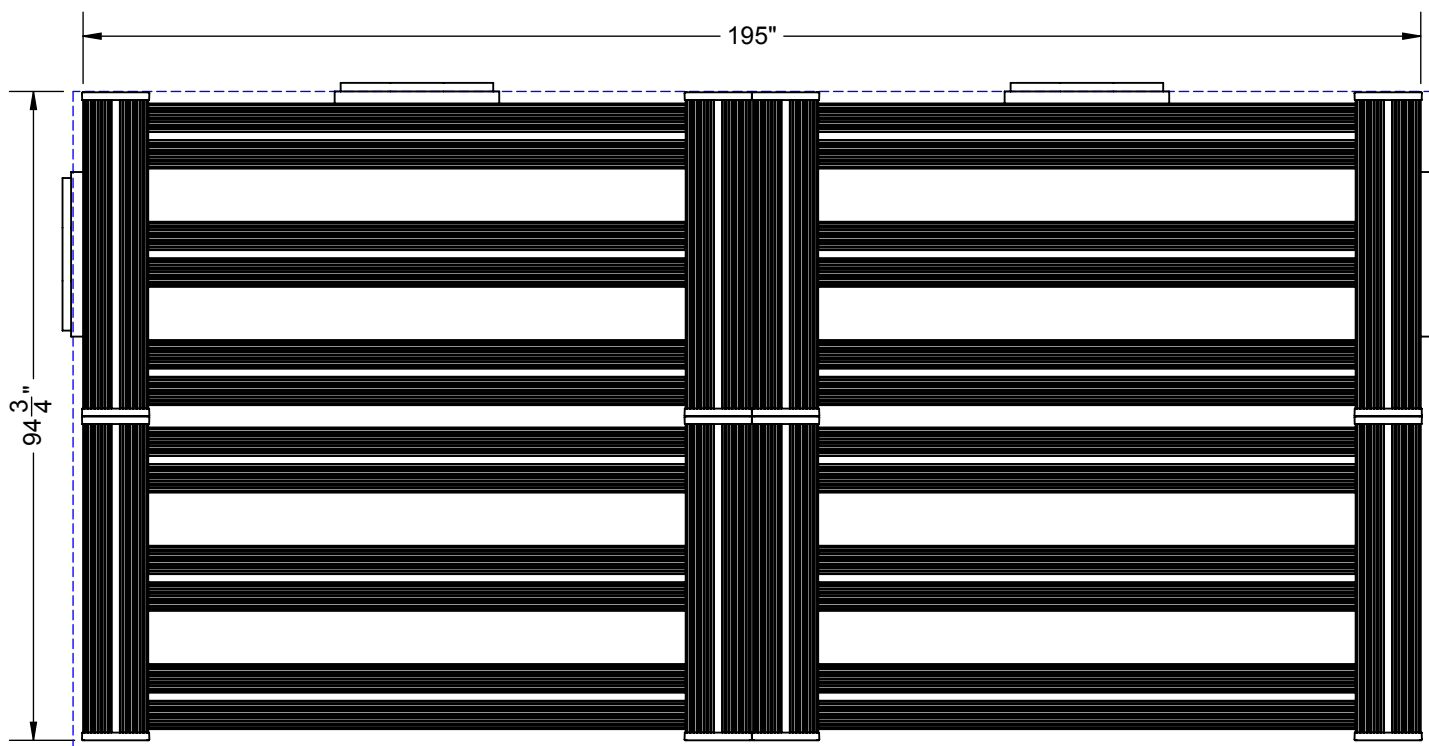


Made of corrosion-resistant aluminum, this platform supports the 641 high jump landing systems above the ground to prevent water damage. The platform consists of individual, easy to carry and convenient to store pallets which are quickly assembled and disassembled.






www.gillathletics.com  
800-637-3090

## 733641 - PIT PLATFORM CUSTOMER INSTRUCTIONS

	PART #	DESCRIPTION	QTY
1	73364110	733641 Front Section Assembly	2
2	73364120	733641 Back Left Section Assembly	1
3	73364130	733641 Back Right Section Assembly	1
4	SHET00494	Connector Bracket	12

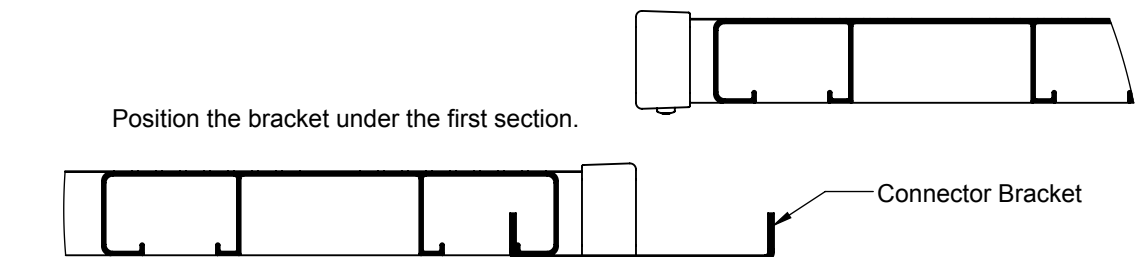


Position the front sections on the track.

Lift up the back and place the Connector Brackets under the planking. Use two brackets per section; one at each end.

Now lay the rear sections down so that they engage the brackets.

Lower the next section onto the bracket.



**WARNING:** Cancer and Reproductive Harm –  
For more information go to [www.p65warnings.ca.gov](http://www.p65warnings.ca.gov)

