

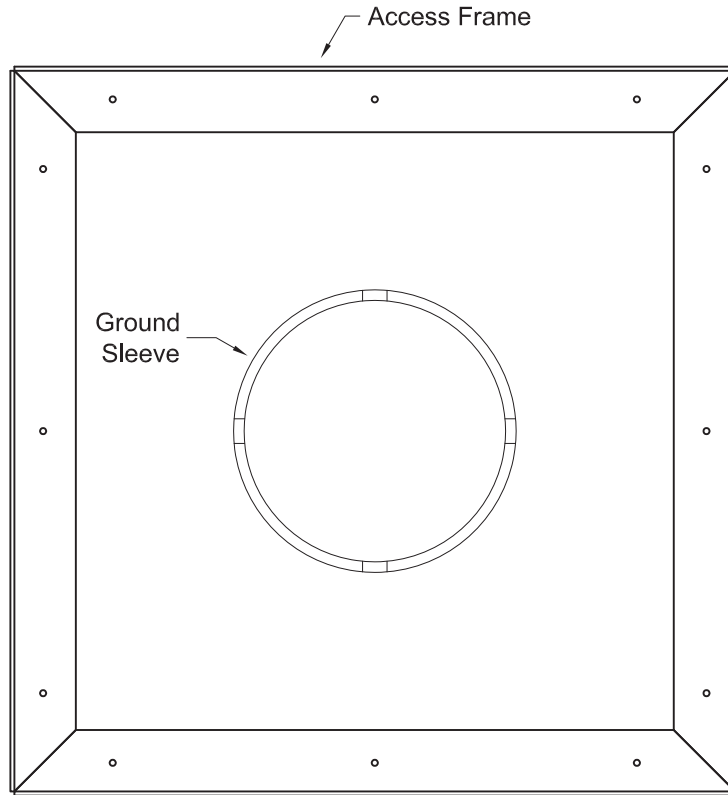


www.gillathletics.com
800-637-3090

FOOT BALL GOAL ACCESS FRAME INSTALLATION INSTRUCTIONS

Install the access frame
before installing the goose
neck into the ground sleeve.

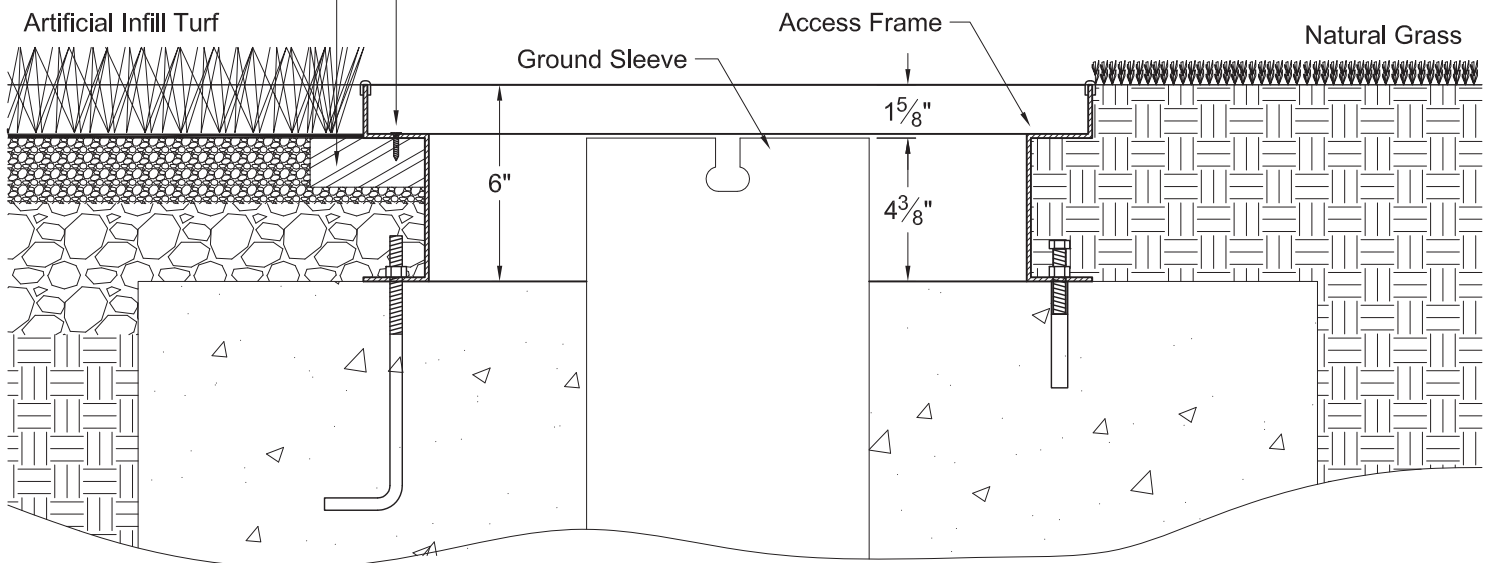
Access frame must be
centered over ground sleeve.



Anchor the access frame to
the concrete pier.

For Infill Turf fields fasten
a treated 2x4 under the
access frame lip for the
turf to be stapled to.

$\varnothing \frac{3}{16}$ " hole will accept most
drywall and deck screws



WARNING: This product can expose you to Wood Dust,
which is known to the State of California to cause cancer.
For more information go to www.p65warnings.ca.gov.



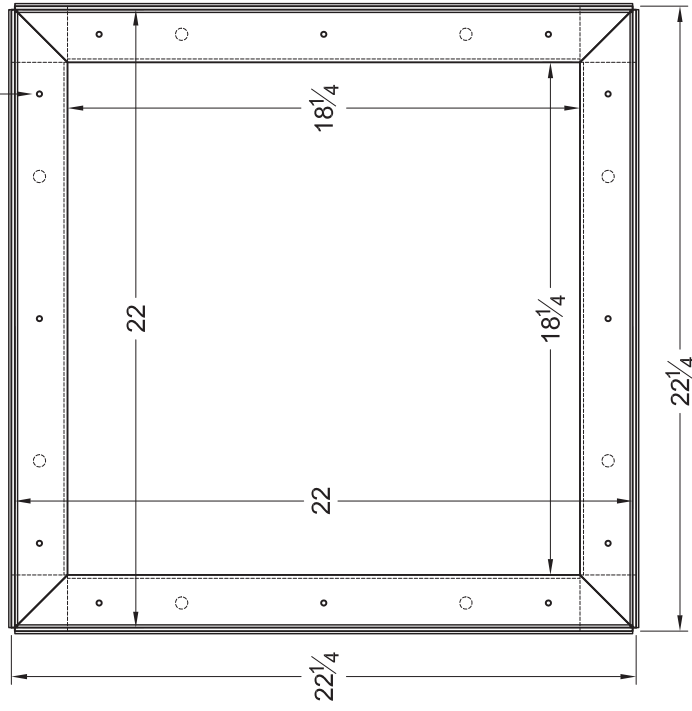
FOOT BALL GOAL ACCESS FRAME KIT F304

800-637-3090

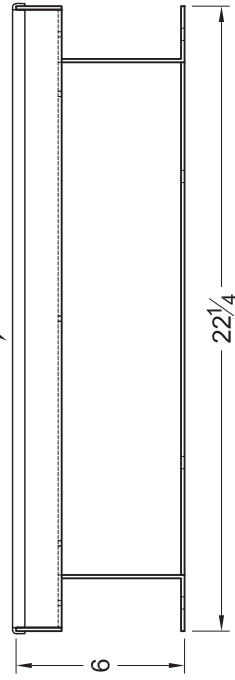
Access Frame is constructed from $\frac{1}{8}$ " Aluminum sheet.

$\varnothing\frac{3}{16}$ " hole for wood furring strip attachment if needed

Pole plug is constructed from $\frac{3}{4}$ " Marine Plywood, and $\frac{1}{2}$ " Artificial Turf.




Top edge of access frame has protective edge trim.



Parts List:

- (1) Access Frame
- (2) Pole Plugs

Pole Plugs drop into access frame around foot ball goal post. Turf provides a snug fit against access frame and goal post.



$\varnothing\frac{7}{16}$ " holes for concrete anchors

GILL ATH
11/10/05
F304spec