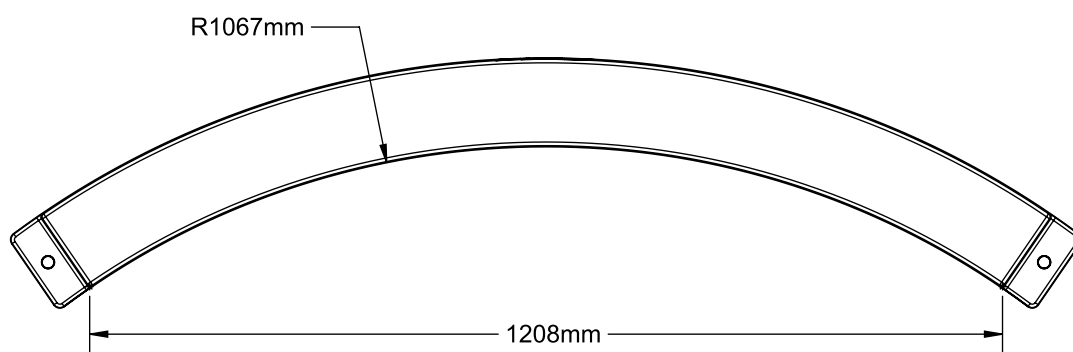
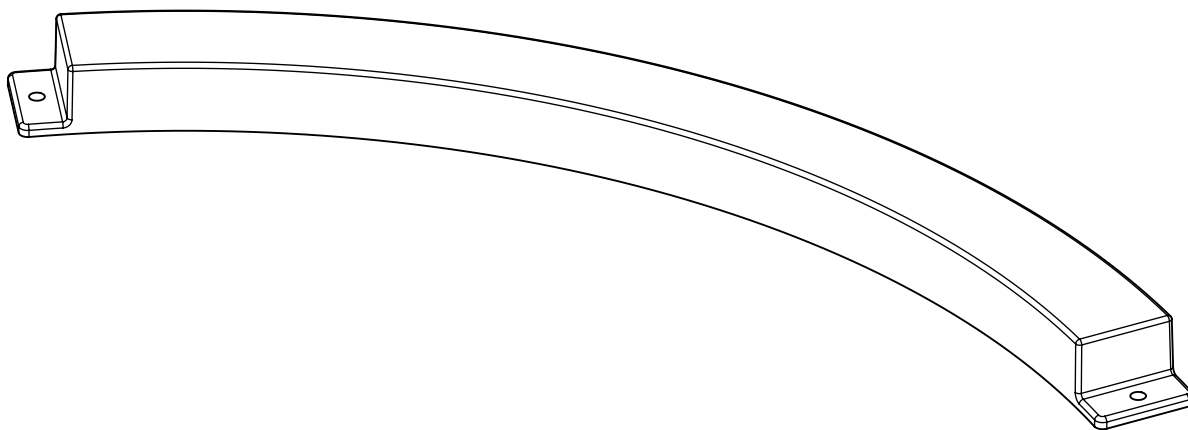




www.gillathletics.com
800-637-3090

363 - CAST ALUMINUM TOEBOARD FOR DEPRESSED PAD INSTRUCTIONS

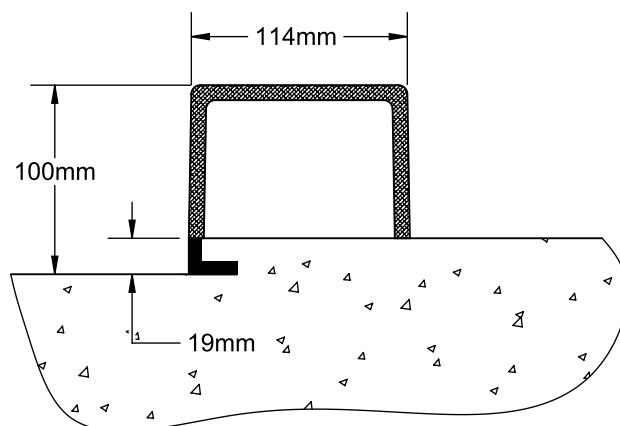


The 363 Cast Aluminum Toeboard is designed to be used with a 3/4" [19mm] depressed throwing surface formed by an aluminum shot circle embedded in the concrete pad.

Gill aluminum toeboards are cast from aluminum alloy with a wall thickness of 5/16" [8mm].

All aluminum toeboards are finished with a durable white powder coat paint.

This toeboard meets all NFSHSA, NCAA, and IAAF requirements.

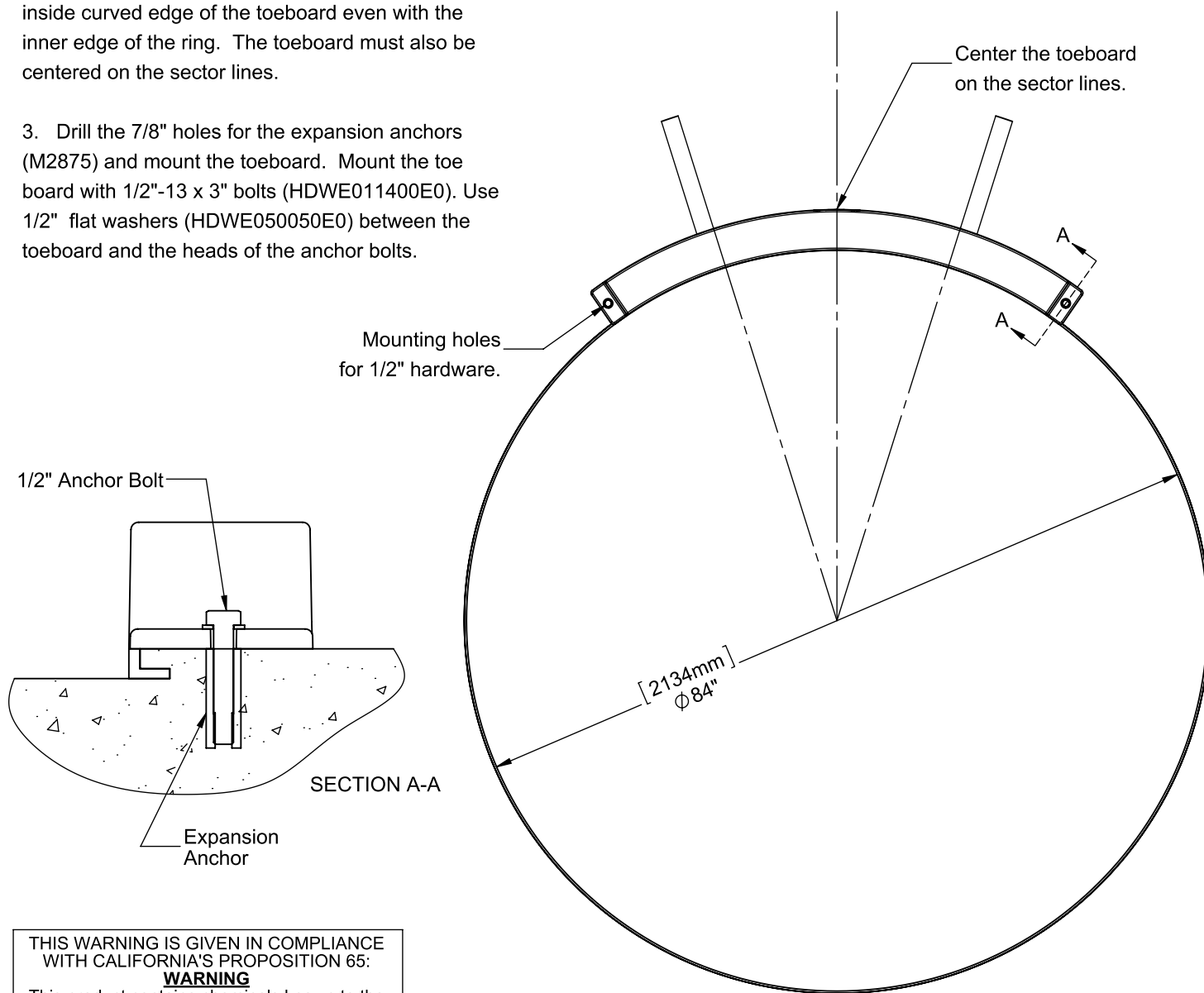




www.gillathletics.com
800-637-3090

363 - CAST ALUMINUM TOEBOARD FOR DEPRESSED PAD INSTRUCTIONS

1. The 363 toeboard is mounted to a concrete pad with a 3/4" [19mm] depressed throwing surface.
2. Using the toeboard as a template, mark the center of the holes to be drilled for the bolt anchors. Be sure the toeboard is properly positioned with the inside curved edge of the toeboard even with the inner edge of the ring. The toeboard must also be centered on the sector lines.
3. Drill the 7/8" holes for the expansion anchors (M2875) and mount the toeboard. Mount the toeboard with 1/2"-13 x 3" bolts (HDWE011400E0). Use 1/2" flat washers (HDWE050050E0) between the toeboard and the heads of the anchor bolts.



THIS WARNING IS GIVEN IN COMPLIANCE
WITH CALIFORNIA'S PROPOSITION 65:

WARNING

This product contains chemicals known to the
State of California to cause cancer, birth defects
or other reproductive harm.

NOTICE: All installations should be done by experienced contractors and in accord with all applicable codes, laws and regulations. Suggested installation instructions herein are illustrative only and should be adapted to suit local requirements. Gill Athletics is not responsible for the manner in which these products are installed.